



Contract Furniture Specialists

OFFICE FURNITURE

Screens & Storage



01992 709 420

www.gbnofficefurniture.co.uk

2020

SCREENS & PARTITIONS



Our screens are designed with quality and flexibility in mind. The full range of heights and widths, combined with an extensive choice of fabrics and accessories, gives the look and feel of a custom built solution without the expense.

With a wide choice of fabrics, textures and finishes to choose from we can create a focal point giving maximum impact. Whether you are looking for floor standing, wave/arc or desk mounted we can help.

Additional equipment to fit to tool bars also available upon request. **Please contact our Sales Office.**

DOMINATOR SCREEN

Budget Screening



Stabilising
foot



3 way
connector



4 way
connector

The Dominator screen is constructed from 35mm particle board and covered in fabric colour to choice. Supplied with a PVC or fabric trim. All screens come with a choice of trim colours light grey, dark grey, black, silver or self coloured. The glazed screens are available in clear, bronze or grey tint perspex.

Dominator screens can be supplied with a pinboard treatment upon request.

Desk Top screens - Straight top:

Wave/Curve/Radius ends:

Floor standing - Straight Top:

Curved Screens - 800mm radius:

Curved Screens - 1000mm radius:

Glazed Screens:

Height: 380mm or 480mm

Height: 380mm - 180mm / 480mm-280mm

Height: 1000mm - 1800mm

Height: 1000mm - 1800mm

Height: 1000mm - 1800mm

Height: 1500mm or 1800mm

Wide: 800mm - 2225mm

Wide: 800mm - 2225mm

Wide: 800mm - 1800mm

Wide: 800mm - 1800mm

ZONE SCREEN

Floor Standing



ZONE SCREEN



Floor Standing




The Zone screen has been thoughtfully designed with clever engineering. It is framed on 3 sides using lightly proportioned bespoke robust aluminium extrusions. 30mm thick Zone range includes plain fabric screens with two top rail options, a triple toolbar option, wave and arc top versions, and part or fully glazed configurations.

Top rail screen:	Height: 1071mm - 1800mm	Width: 800mm - 1800mm
Toolbar screen:	Height: 1071mm	Width: 800mm - 1800mm
Part glazed screen:	Height: 1071mm - 1800mm	Width: 800mm - 1800mm
Wave PVC top screen:	Height: 1071mm - 1200mm / 1200mm-1500mm / 1500mm-1800mm	Width: 800mm - 1800mm
Arc PVC top screen:	Height: 1071mm - 1200mm / 1200mm-1500mm / 1500mm-1800mm	Width: 800mm - 1800mm
Fully glazed screen:	Height: 1071mm - 1500mm	Width: 800mm - 1800mm

SOLO SCREEN

Perspex Desk Mounted




THOUGHTFUL DESIGN



The Solo screen range is constructed from 5mm thick frosted perspex panels, Solo's clean, crisp design has been consciously conceived to reflect the latest trends in office furniture.

Available in 6 perspex colours: Violet, Red, Grey, Green, Blue or White

Straight Top screen:	Height: 280mm or 380mm	Width: 700mm - 1700mm
Wave Top screen:	Height: 380mm	Width: 700mm - 1700mm
Arc Top screen:	Height: 380mm	Width: 700mm - 1700mm



TRIO SCREEN

Upholstered Desk Mounted



The use of intelligently designed aluminium extrusions and cleverly engineered bracketry, ensures that TRIO screens will integrate seamlessly with a wide range of desk types.

Upholstered in a wide range of fabrics and colours to choice

Straight Top screen:

Height: 350mm or 380mm

Wide: 585mm - 2000mm

Plain screen:

Height: 350mm or 380mm

Wide: 585mm - 1800mm

Toolbar screen:

Height: 350mm or 380mm

Wide: 585mm - 1800mm

Half Glazed screen:

Height: 350mm or 380mm

Wide: 585mm - 1800mm

Wave Top screen:


Height: 350mm or 380mm

Wide: 585mm - 2000mm

Arc screen:

Height: 350mm or 380mm

Wide: 585mm - 2000mm



STORAGE - BOOKCASES & CUPBOARDS



Storage solutions with the flexibility and super efficiency every office needs keeping your workspace tidy and organised.

Design your own configuration with a choice of finishes including 6mm thick toughened glass doors and shelving for an impressive display area.

MELAMINE CUPBOARDS

Swing Doors

Our Melamine faced cupboards are fitted with swing doors.

The shell, doors and shelves are constructed from 19mm thick melamine (with an optional 25mm thick decorative top). The melamine doors and tops come in a matching finish range or 6mm thick toughened glass doors. The shelves are adjustable by 32mm intervals (max load per shelf: 80kg).

Metal handles and stabilizer feet in matching finish to the cupboard shells.

Glass doors are not lockable.

Additional shelves, suspension file rails, metal shelves for suspension files and telescopic cradles are all available to purchase to fit the filing cabinets.



Standard Colours

6 Choices of finishes for doors & tops

Snow White

White Maple

Light Oak

Salmon Beech

French Apple

Amber Walnut



Standard Colours

3 Choices of finishes for cupboard shells

Snow White

Aluminium Grey

Graphite Grey



Standard Colours

5 Choices of glass colours

Frosted Glass

White

Ruby

Capuccino

Mouse Grey



Swing Doors



Desk High Cupboards

Cupboards 710mm h - with 1 shelf
800mm w x 426mm d (without doors 407mm d)

Available:

- Without doors
- 2 melamine doors
- 2 transparent frosted glass doors
- 2 enamelled glass doors
- Filing cabinet with 2 filing drawers

Mid High Cupboards

Cupboards 1333mm h - with 3 shelf
800mm w x 426mm d (without doors 407mm d)

Available:

- Without doors
- 2 melamine doors
- 2 transparent frosted glass doors
- 2 enamelled glass doors
- 1/2 melamine doors + 1/2 bookshelves
- 1/2 transparent frosted glass doors + 1/2 bookshelves
- 1/2 enamelled glass doors + 1/2 bookshelves

Tall Cupboards

Cupboards 1973mm h - with 4 shelf
800mm w x 426mm d (without doors 407mm d)

Available:

- Without doors
- 2 or 4 melamine doors
- 4 transparent frosted glass doors
- 4 enamelled glass doors
- 1/3 melamine doors + 2/3 bookshelves
- 1/3 transparent frosted glass doors + 2/3 bookshelves
- 1/3 enamelled glass doors + 2/3 bookshelves
- 1/3 melamine doors + 2/3 transparent frosted glass doors
- 1/3 melamine doors + 2/3 enamelled glass doors
- Wardrobe with 2 melamine doors



WOODEN BOOKCASES

Various Sizes



Our range of wooden bookcases are available in a wide variety of sizes

They provide a simple, attractive and affordable office storage solution, keeping your paperwork, files and books stored safely and securely. Fitted with adjustable shelves suitable for A4 files.

Constructed from 25mm top and a solid back panel.

Standard Colours

5 Choices of finishes (Availability subject to product)

White

Beech

Maple

Light Oak

Walnut

Grey Oak



BOOKCASES



725mm H x 420mm D x 800mm W

Supplied with:

- 1 adjustable shelf

770mm H x 420mm D x 800mm W

Supplied with:

- 1 adjustable shelf

1130mm H x 420mm D x 800mm W

Supplied with:

- 2 adjustable shelves

1200mm H x 410mm D x 1000mm W

Supplied with:

- Melamine faced chipboard (MFC)
- 2 adjustable shelves
- 1000mm wide for extra storage

1490mm H x 420mm D x 800mm W

Supplied with:

- 3 adjustable shelves
- 1 fixed shelf for stability

1600mm H x 410mm D x 1000mm W

Supplied with:

- Melamine faced chipboard (MFC)
- 3 adjustable shelves
- 1000mm wide for extra storage

1800mm H x 410mm D x 1000mm W

Supplied with:

- Melamine faced chipboard (MFC)
- 4 adjustable shelves
- 1000mm wide for extra storage

1850mm H x 420mm D x 800mm W

Supplied with:

- 3 adjustable shelves
- 1 fixed shelf for stability

2000mm H x 410mm D x 1000mm W

Supplied with:

- Melamine faced chipboard (MFC)
- 5 adjustable shelves
- 1000mm wide for extra storage

2210mm H x 420mm D x 800mm W

Supplied with:

- 4 adjustable shelves
- 1 fixed shelf for stability

WOODEN CREDENZA UNITS

Various Sizes



Our range of wooden credenza units are available in a wide variety of sizes and colours

Credenza Units are a very popular storage solutions for meeting rooms and conference areas.

They are available in a range of wood finishes , and with 2 or 4 doors.

We are also able to fit matching tops to give a one-piece look for an executive feel.

Standard Colours 5 Choices of finishes

White

Beech

Maple

Light Oak

Walnut



2 Door Credenza



740mm H x 600mm D x 800mm, 1000mm or 1200mm W

- Secure, economical office storage
- 1 adjustable shelf
- 3 width options (see above)
- Silver bow handles
- 25mm wood mfc
- Fully lockable with 2 keys

2 Drawer Mobile Sideboard



602mm H x 600mm D x 900mm W

- Choice of left or right handed
- Two spacious drawers
- One shelf
- Filing drawer suitable for A4 and foolscap files
- Central lock system
- Silver bow handles

2 Drawer Sideboard



740mm H x 600mm D x 1200mm W

- Left or right handed versions available
- Lockable (2 keys included)
- 2 drawer (2 foolscap filing drawers) / 3 drawer (1 foolscap filing & 2 paper drawers) / 4 drawer (4 paper drawers) versions
- Silver bow handles
- Castor base allows for quick and easy movement

4 Door Credenza



740mm H x 600mm D x 1600mm W

- 2 built-in cupboards and accompanying storage drawers
- 25mm-thick top
- 2, 3 and 4 drawer versions available
- Lockable doors and drawers for security
- Silver bow handles

Executive Sideboard With Filing Drawers



600mm H x 490mm D x 1800mm W

- 38mm Top thickness
- Two filing drawers
- Can slide under the desk or sit as an individual storage unit
- Slender silver handles

Only available in Marbella colour as shown in image

Executive Sideboard



610mm H x 550mm D x 1600mm W

- 38mm wood mfc top
- Sliding doors for easy, unobtrusive storage
- Internal shelf (Will not fit 2 rows of A4 folders)
- One piece top
- Non-locking
- Sleek silver handles
- Can slide under desk to create a credenza unit or can sit independently



PEDESTALS

In A Range of Colours



A range of high end pedestals in either a modern or traditional look. Designed to give maximum visual impact and efficiency.

Available in 2 or 3 drawer units to fit underneath a desk or as a desk high unit to give an extended worksurface

Available in metal or melamine, which can be finished in wide variety of colours to suit your corporate colour scheme.



Fronts - Our pedestals are supplied with overflying drawer fronts (no handles), as standard. However, we also offer a wide range of handle designs and finishes for that classic look.

Locks - Each pedestal is fitted with locking mechanism and supplied with 2 keys.

Castors - Mounted on castors for easy movement





Cupboards with classic tambour doors from PVC certified M1 or M2 fire resistant.

NAV Range

- Constructed from one piece
- Fitted with adjustable shelves at 25mm intervals.
- Black shelves fitted with guide rails to hold suspension files.
- Top section fitted with fixed shelf designed to house suspension files
- Flat base designed to facilitate extraction of heavy items
- Lock mechanism supplied with 2 keys including 1 folding key
- 4 adjustable stabilising feet
- 430mm deep

ARI Range

- Shelves held in place with metal pegs and adjustable at 20mm intervals
- Shelves finished in a matching colour to the cupboard shell
- Top section of the cupboard and shelves fitted with guide rails to hold suspension files
- 430mm deep

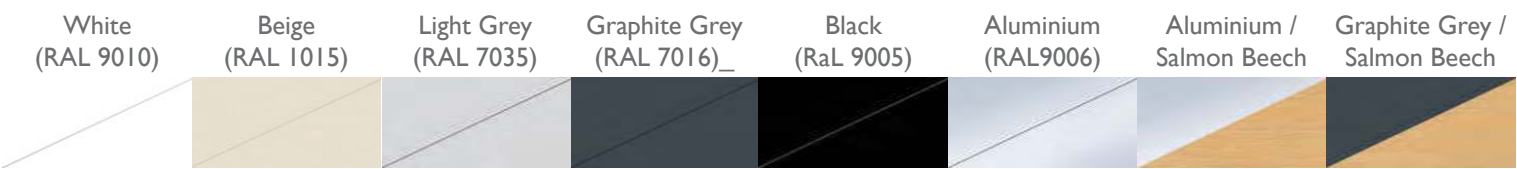
Both ranges are available in various colours, heights and widths. See our NAV and ARI Ranges

Please contact our Sales Office to discuss your requirements in more detail

NAV RANGE



Standard Colours
8 Choices of finishes (From Stock)



Non Standard Colours
10 Choices of finishes (Upon request with a longer lead time)



NAV RANGE



Specification:

- Fitted with adjustable shelves at 25mm intervals.
- Black shelves fitted with guide rails to hold suspension files.
- Top section fitted with fixed shelf designed to house suspension files
- Flat base designed to facilitate extraction of heavy items
- Lock mechanism supplied with 2 keys including 1 folding key
- 4 adjustable stabilising feet
- 430mm deep

High Tambour

1980mm high x 430mm deep

Supplied with:

- 4 adjustable shelves & Rail

Available Widths:

- 1200mm wide
- 1000mm wide

Low Tambour

1000mm high x 430mm deep

Supplied with:

- 2 adjustable shelves & Rail

Available Widths:

- 1200mm wide
- 1000mm wide

NAV TAMBOUR ACCESSORIES



Telescopic Filing Cradles

- With or without anti-tilt mechanism allowing only one cradle to be pulled out at a time
- Finished in Graphite Grey

Telescopic cradles available for the following sizes:

- 1200mm wide
- 1000mm wide



Additional Shelving

- Finished in Graphite Grey, Black

Available for the following sizes:

- 1200mm wide
- 1000mm wide



16 Compartment Pigeon-Hole Storage Unit

- Designed to be placed on a shelf 1200mm wide
- Usable dimensions of each compartment: 220mm w x 320mm d x 60mm h
- Finished in Graphite Grey
- 1040mm w x 330mm d x 320mm h



Sliding Dividers

- Sets of 5 vertical dividers
- Finished in Graphite Grey

ARI RANGE



Standard Colours 12 Choices of finishes (From Stock)

White
(RAL 9010)

Light Grey
(RAL 7035)

Graphite Grey
(RAL 7016)

Black
(RAL 9005)

White /
Aluminium

Aluminium Grey

Maple /
Aluminium

Light Oak /
Aluminium



Salmon Beech /
Aluminium

French Apple /
Aluminium

Salmon Beech /
Graphite Grey

French Apple /
Graphite Grey



Non Standard Colours

7 Choices of finishes (Upon request with a longer lead time)

Light Oak /
White

Amber Walnut /
White

Amber Walnut / White / Graphite
Aluminium Grey

Maple /
Graphite Grey

Light Oak /
Graphite Grey

Beige (RAL
1015)





Specification:

- Shelves held in place with metal pegs and adjustable at 20mm intervals
- Shelves finished in a matching colour to the cupboard shell
- Top section of the cupboard and shelves fitted with guide rails to hold suspension files
- 430mm deep

High Tambour

1980mm high x 430mm deep

Supplied with:

- 4 adjustable shelves & Rail

Available Widths:

- 1200mm wide
- 1000mm wide
- 800mm wide * Slightly longer lead time
- 600mm wide * Slightly longer lead time

Low Tambour

1050mm high x 430mm deep

Supplied with:

- 2 adjustable shelves & Rail

Available Widths:

- 1200mm wide
- 1000mm wide
- 800mm wide * Slightly longer lead time

Desk High Tambour

721mm high x 430mm deep

Supplied with:

- 1 adjustable shelf

Available Widths:

- 1200mm wide
- 1000mm wide
- 800mm wide with 1 door * Slightly longer lead time

ARI TAMBOUR ACCESSORIES



Telescopic Cradles & Cross Partitions

- Features anti-tilt mechanism
- Finished in Graphite Grey
- Option for cradle VV 1200mm: Set of 2 cross pieces and 3 retainer clips designed to prevent overflow, for use with 3 rows of front-facing suspension files

Telescopic cradles available for the following sizes:

- 1200mm wide
- 1000mm wide
- 800mm wide



Additional Shelving

- Designed to accommodate suspension files
- Depth 360mm
- Stock finishes: White, Light Grey, Aluminium, Graphite Grey, Black
- Non Stock Finish: Beige * Slightly longer lead time

Available in the following sizes:

- 1200mm wide
- 1000mm wide
- 800mm wide * Slightly longer lead time
- 600mm wide * Slightly longer lead time



16 Compartment Pigeon-Hole Storage Unit

- 1040mm w x 330mm d x 320mm h
- Designed to be placed on a shelf 1200mm wide
- Usable dimensions of each compartment: 220mm w x 320mm d x 60mm h
- Finished Graphite Grey



Vertical Dividers

- Sets of 2 vertical dividers 190mm H
- Finished in Graphite Grey



Storage Box

- Designed to fit in the top section of any ARI Tambour 1980mm h x 1200mm wide
- Key operated mechanism - 2 keys supplied.
- Finished in Graphite Grey
- 260mm h x 990mm w x 330mm d

FILING CABINETS



Drawer Filing Cabinets

Drawers have plain back panels and sides with a grooved bottom section to receive dividers. Features a selective drawer opening system and anti-tilting security mechanism.

The drawers are mounted on telescopic runners with progressive opening action and are self closing the last few centimeters. All cabinets are fitted with a central locking mechanism and a master key is available upon request.

They are equipped with ergonomic handles and label holders

Foolscape Format: 470mm w x 622mm d (Compatible with A4, Folio and Foolscape suspension files)

A4 Format - 413mm wide x 622mm deep

Foolscape Format - 470mm wide x 622mm deep

2 Drawers - 710mm high

3 Drawers - 1016mm high

4 Drawers - 1324mm high

Set of 5 dividers are available


Standard Colours

5 Choices of finishes (From Stock)



Non Standard Colours

11 Choices of finishes (Longer Lead Time)



FILING CABINETS

Side Filers

Designed to house 1 to 3 rows of A4 suspension files per drawer. Features a selective drawer opening system and anti-tilting security mechanism.

Drawers mounted on telescopic ball-bearing runners. Opening Depth 100%.

Fitted with central locking mechanism and equipped with handles and label holders.

3 Drawer - 1000mm high x 470mm deep

Available widths:
800mm wide
1200mm wide

4 Drawer - 1320mm high x 470mm deep

Available width:
800mm wide




Standard Colours

5 Choices of finishes (From Stock)



Non Standard Colours

11 Choices of finishes (Longer Lead Time)



FILING CABINETS



Standard Colours

3 Choices of finishes (From Stock)

White (RAL 9010) Aluminium (RAL 9006) Black (RAL 9005)



Non Standard Colours

4 Choices of finishes (Longer lead time)

Aniseed Green (NCS 2060 GB0Y) Red (RAL 3020) Violet (NCS 3040 R60B) Blue (RAL 5003)



Multi Drawer Cabinets

One piece construction steel cabinets.

A4 format drawer fitted with chrome handles and label holders (labels included).

Fitted with rubber glides (optional castor mounted base)

Available as:

10 Drawers - 590mm high x 380mm deep x 279mm wide
15 Drawers - 896mm high x 380mm deep x 279mm wide

Usable drawer dimensions 470mm high x 375mm deep x 234mm wide

LOCKERS



Steel coloured lockers manufactured to the highest specification

All the lockers shown in our brochure come with semi concealed hinges welded to the doors and riveted to the frame allowing easy replacement of doors. Doors are positioned within a rebated frame to enhance compartment security. Fitted with key locks as standard.

The carcasses incorporate nesting holes on all sides and return flange at the base for extra strength and to reduce floor damage.

All the lockers are coated in an anti-bacterial powder coating which is an effective solution to fight against bacterial contamination for the life of the coating. Independently tested and found to be 99.9% effective against MRSA and E-coli. Also shown to exhibit zero growth for fungi and moulds.

Storage Lockers

1 Door Locker - Supplied with a top shelf and double coat hook

1800mm h x 300mm w x 300mm d - Cleared entry 1410mm h x 234mm w x 275mm d

1800mm h x 300mm w x 450mm d - Cleared entry 1410mm h x 234mm w x 425mm d

1800mm h x 450mm w x 450mm d - Cleared entry 1410mm h x 385mm w x 425mm d

2 Door Locker - Supplied with a double coat hook in each compartment

1800mm h x 300mm w x 300mm d - Cleared entry 835mm h x 234mm w x 275mm d

1800mm h x 300mm w x 450mm d - Cleared entry 835mm h x 234mm w x 425mm d

1800mm h x 450mm w x 450mm d - Cleared entry 835mm h x 385mm w x 425mm d

3 Door Locker - Supplied with no internal fittings

1800mm h x 300mm w x 300mm d - Cleared entry 540mm h x 234mm w x 275mm d

1800mm h x 300mm w x 450mm d - Cleared entry 540mm h x 234mm w x 425mm d

4 Door Locker - Supplied with no internal fittings

1800mm h x 300mm w x 300mm d - Cleared entry 400mm h x 234mm w x 275mm d

1800mm h x 300mm w x 450mm d - Cleared entry 400mm h x 234mm w x 425mm d

1800mm h x 450mm w x 450mm d - Cleared entry 400mm h x 385mm w x 425mm d

5 Door Locker - Supplied with no internal fittings

1800mm h x 300mm w x 300mm d - Cleared entry 310mm h x 234mm w x 275mm d

1800mm h x 300mm w x 450mm d - Cleared entry 310mm h x 234mm w x 425mm d

6 Door Locker - Supplied with no internal fittings

1800mm h x 300mm w x 300mm d - Cleared entry 260mm h x 234mm w x 275mm d

1800mm h x 300mm w x 450mm d - Cleared entry 260mm h x 234mm w x 425mm d

8 Door Locker - Supplied with no internal fittings

1800mm h x 300mm w x 300mm d - Cleared entry 185mm h x 234mm w x 275mm d

1800mm h x 300mm w x 450mm d - Cleared entry 185mm h x 234mm w x 425mm d

Available as single units, Nest of 2 or 3 units (1800mm h x 450mm w x 450mm d is only available as a single unit)

Carcass comes in Mid Grey, the doors are available in: Green, Blue, Dark Grey, Red, Yellow, Black or Mid Grey

Please see our Locker Extra Page to view colours and optional extras.





Robust Industrial Strength

Galvanised internal shelves and welded frame design. Locker compartment doors are individually labelled with “Personal Protective Equipment” mandatory label and incorporate a vinyl number holder. Supplied with a grey carcass and blue doors.

- Single door units supplied with a top shelf and double coat hook
- Two door units are supplied with a double coat hook to each compartment
- Four and six door units have no internal fittings

All units are 800mm h x 300mm w either 300mm deep or 400mm deep

Carcass comes in Mid Grey, the doors are available in: Blue

Please see our Locker Extra Page to view colour and optional extras.

Workwear Lockers



Combi Locker

- Ideal for hanging workwear clothing and equipment
- Vertical hanging compartment with hanging rail plus small storage compartment
- Galvanised internal components
- Sloping top option
- 1800mm h x 450mm w x 450mm d

Clean & Dirty Locker

- Two vertical hanging compartments to separate workwear and daywear
- Integral seat and stands available
- Lock options available
- 1800mm h x 450mm w x 450mm d

Two Person Locker

- Space saving unit for 2 users
- Each user has a vertical hanging rail and a small personal possession compartment
- Sloping top option
- Lock options available
- 1800mm h x 450mm w x 450mm d

Twin Locker

- Space saving unit
- Accommodates two users each having a slim vertical storage compartment with shelf and double coat hook
- Sloping top option
- 1800mm h x 450mm w x 450mm d

Carcass comes in Mid Grey, the doors are available in: Green, Blue, Dark Grey, Red, Yellow, Black or Mid Grey

Please see our Locker Extra Page to view colour and optional extras.

Personal Effect Lockers



Wall or Floor Mounted Locker

Cost effective high density storage solution. Ideal for personal items i.e. wallet/purses, mobile phones, jewellery etc
Available wall mounted positioned on a suitable load bearing plinth with 4 or 8 doors OR floor standing in two heights with 20 compartments or 10 compartments.

Wall Mounted

- Key cam lock supplied with 2 keys. Keyless option also available
- Sloping top option available
- 920mm h x 250mm w x 160mm d - opening size 180mm h (4 door) OR 75mm h (8 door) x 165mm w x 135mm d

Floorstanding

- Key cam lock supplied, available with 4000 differ series cam lock or keyless lock
- Sloping top option available
- 1800mm h (20 doors) x 450mm w x 380mm d
- 940mm h (10 doors) x 450mm w x 380mm d

Carcass comes in Mid Grey, the doors are available in: Blue, Red or Mid Grey

Please see our Locker Extra Page to view colour and optional extras.

Mesh Lockers



These mesh lockers offer a high visual security.

Constructed from bright zinc & powder coated in standard colours Green, Blue, Dark Grey, Red, Yellow, Black or Mid Grey.

Includes 150mm high legs

Individual Lockers

Sizes - Both sizes available with 1, 2, 4 or 6 doors

- 1980mm h x 305mm w x 305mm d
- 1980mm h x 305mm w x 450mm d

Multi Compartment Lockers

Sizes

12 Door compartment

- 1360mm h x 910mm w x 305mm d
- 1360mm h x 910mm w x 450mm d

16 Door compartment

- 1360mm h x 1210mm w x 305mm d
- 1360mm h x 1210mm w x 450mm d

18 Door compartment

- 1360mm h x 1525mm w x 305mm d
- 1360mm h x 1525mm w x 450mm d





Archway Space Saving Lockers

These space saving lockers maximises the available space with multiple storage compartments plus garment hanging features. Fitted with key locks as standard but other locks are available.

Carcass comes in Mid Grey, the doors are available in: Green, Blue, Dark Grey, Red, Yellow, Black or Mid Grey

Available in two sizes:

11 Door compartments

- 1800mm h x 1500mm w x 450mm d

19 Door compartments

- 1800mm h x 2100mm w x 450mm d

Please see our Locker Extra Page to view colour and optional extras.

School Lockers - Primary



Single & Double Sided Island Seating

Supplied with beech wood slats and double coat hooks. All finished with anti-bacterial powder coated paint.

Available with single or double sided wooden bench slats with or without shoe tray or mesh shoe compartment.

The shoe compartment is available with 8 or 10 holes on the single sided units and 16 or 20 on the double sided units.

Single Side - 1370mm h x 400mm d

- Seat height 390mm high.
- 1200mm long
- 1500mm long

Double Sided - 1370mm h x 760mm d

- Seat height 390mm high.
- 1200mm long
- 1500mm long



School & Modular Lockers



School Lockers

Come in a special low height of 1370mm high with reinforced doors, hanging compartments with double coat hook and shelf. The come with 1, 2 or 3 doors

Sizes available:

- 1370mm h x 300mm w x 300mm d
- 1370mm h x 300mm w x 380mm d
- 1370mm h x 300mm w x 450mm d
- All available as single units, nests of 2 or 3

Modular/Cube Lockers

Ideal for utilising awkward areas. Cubes are bolted to form stacks or nests supplied with reinforced doors (perforated doors are also available)

Sizes available:

- 300mm h x 300mm w x 300mm d
- 380mm h x 380mm w x 380mm d
- 450mm h x 450mm w x 450mm d

Carcass comes in Mid grey, the doors are available in: Green, Blue, Dark Grey, Red, Yellow, Black or Mid Grey



Please see our **Locker Extra Page** to view colours

Cloakroom



Single & Double Sided Island Seating

Constructed from welded 38mm tubular steel. Finished in an antibacterial powder coating.

Supplied with double coat hooks and beech wood slats and floor fixing brackets.

Available with mesh compartments and tray options

Single Side - 1800mm h x 400mm d

- Seat height 390mm high.
- 1200mm long - 9 hooks
- 1500mm long - 12 hooks

Double Sided - 1800mm h x 760mm d

- Seat height 390mm high
- 1200mm long - 18 hooks
- 1500mm long - 24 hooks

Freestanding Bench - 390mm h x 300mm d

Welded 38mm tubular steel, supplied with three bench slats

- 600mm long
- 900mm long
- 1200mm long
- 1500mm long
- 1800mm long



ACCESSORIES



Paint Colours



Additional Key

Additional keys available upon request



Sloping Roof

Prevents build up of debris and maintains a tidy environment



Mecanical Combination Lock

4 digit mechanical combination lock with masterkey override



Safety Box

Offers additional security solution to the storage of personal possessions



Paddlock Fitting -1

Simple keyless locking solution. Default padlock option for standard lockers



Vinyl Numbering

Numbered vinyl labels to help locker allocation and identification



Electronic Comination

4-8 digit user combination code with multiple user modes



£1 Coin Return Lock

Factory fitted



Hanging Rail

Available as an alternative to a double coat hook. Ideal for 450mm deep lockers. Factory fitted



Paddlock Fitting -2

Fixed cam bar operation. Ideal for younger users

SAFTEY CABINETS



These robust metal cabinets have been designed to offer good structural stability and safely contain spillages with the cabinets leak proof sump.

Suitable for the secure storage of chemicals, paints solvents and dangerous substances as classified by CHIP and the new CLP regulations.

Each unit is supplied with a choice of alternative signage plus chemical segregation information, and confirms to Health & Safety Executive Guide HSG51 and DSEAR 2002.

Supplied with 0.7mm-1.5mm steel for extra rigidity and to maintain structural integrity under extreme conditions. Doors are reinforced with steel door stiffeners. Welded leak proof base sump. Fitted with adjustable shelves. Additional extras like sloping tops stands are also available. The units are finished in a powder coated finish, with mastered locks supplied with 2 keys.

Sizes: - Freestanding Cabinets

1830mm h x 1220mm w x 457mm d	3 shelves	45ltr sump
1830mm h x 915mm w x 457mm d	3 shelves	36ltr sump
1830mm h x 610mm w x 457mm d	3 shelves	20ltr sump
1525mm h x 915mm w x 457mm d	2 shelves	36ltr sump
1220mm h x 915mm w x 457mm d	2 shelves	36ltr sump
1000mm h x 915mm w x 457mm d	1 shelf	30ltr sump
910mm h x 457mm w x 457mm d	1 shelf	15ltr sump
710mm h x 915mm w x 457mm d	1 shelf	30ltr sump
610mm h x 915mm w x 457mm d	1 shelf	30ltr sump
610mm h x 915mm w x 381mm d	1 shelf	15ltr sump
760mm h x 457mm w x 457mm d	1 shelf	10ltr sump

710mm h x 457mm w x 305mm d	1 shelf	10ltr sump
710mm h x 355mm w x 305mm d	1 shelf	5ltr sump
610mm h x 457mm w x 457mm d	1 shelf	10ltr sump
457mm h x 457mm w x 305mm d	1 shelf	5ltr sump

Stackable Cabinets

710mm h x 915mm w x 457mm d	1 shelf	30ltr sump
610mm h x 915mm w x 457mm d	1 shelf	30ltr sump

Wall Mounted Cabinets

610mm h x 915mm w x 381mm d	1 shelf	15ltr sump
480mm h x 915mm w x 457mm d	1 shelf	20ltr sump

COSHH CABINETS



These robust metal cabinets have been designed to offer good structural stability and safely contain spillages with the cabinets leak proof sump.

Regulations apply to virtually all UK workplaces. There are mandatory requirements for employers to carry out coshh risk assessments. Substances hazardous to health are those products that are capable of causing adverse effects or disease arising out of exposure from work activities. Hazardous substances are those chemicals classified by CHIP and the new CLP regulation. Coshh and Acid cabinets are manufactured to the same specification as the dangerous sustance cabinets.

Sizes: - Freestanding Cabinets

1830mm h x 1220mm w x 457mm d	3 shelves	45ltr sump
1830mm h x 915mm w x 457mm d	3 shelves	36ltr sump
1830mm h x 610mm w x 457mm d	3 shelves	20ltr sump
1220mm h x 915mm w x 457mm d	2 shelves	36ltr sump
1000mm h x 915mm w x 457mm d	1 shelf	30ltr sump
910mm h x 457mm w x 457mm d	1 shelf	15ltr sump
710mm h x 915mm w x 457mm d	1 shelf	30ltr sump
610mm h x 915mm w x 381mm d	1 shelf	15ltr sump
760mm h x 457mm w x 457mm d	1 shelf	10ltr sump
710mm h x 457mm w x 305mm d	1 shelf	10ltr sump
610mm h x 457mm w x 457mm d	1 shelf	10ltr sump
457mm h x 457mm w x 305mm d	1 shelf	5ltr sump

Janitorial Cabinet

1830mm h x 915mm w x 457mm d	3 shelves	15ltr sump
------------------------------	-----------	------------

Stackable Cabinet

710mm h x 915mm w x 457mm d	1 shelf	30ltr sump
-----------------------------	---------	------------

Acid Cabinet

1830mm h x 915mm w x 457mm d	3 shelves	36ltr sump
1000mm h x 915mm w x 457mm d	1 shelf	30ltr sump
910mm h x 457mm w x 457mm d	1 shelf	15ltr sump
710mm h x 915mm w x 457mm d	1 shelf	30ltr sump
760mm h x 457mm w x 457mm d	1 shelf	10ltr sump
710mm h x 457mm w x 305mm d	1 shelf	10ltr sump

FIRST AID CABINETS



Medical cabinets

Floor standing, with reinforced doors, complete with adjustable shelves - Choice of 3 sizes

First Aid Workstation

Ideal unit for positioning close to work activities in remote areas of factories. Provides lockable secure storage for small and bulky items

Cube Lockers

Ideal for individual storage. Units available in 3 options. Can either be stacked together or wall mounted. Fixing not included

Sizes

Single Door Cabinet

1830mm h x 610mm w x 457mm d 3 shelves
910mm h x 457mm w x 457mm d 2 shelves

Double Door Cabinet

1830mm h x 915mm w x 457mm d 3 shelves
1000mm h x 915mm w x 457mm d 1 shelf

First Aid Workstation

1066/1200mm h x 915mm w x 457mm d 2 shelves

Cube Lockers

300mm h x 300mm w x 300mm d
380mm h x 380mm w x 380mm d
450mm h x 450mm w x 450mm d





GBN P r i m o L i m i t e d

Unit 4, 7-9 Cartersfield Road
Waltham Abbey
Essex
EN9 1JD

T: 01992 709420 / E: info@gbnprimo.co.uk / W: www.gbnofficefurniture.co.uk